

CHELAN COUNTY

MONTHLY FINANCIAL REPORT

MAY 2012



HIGHLIGHTS:

General Fund summary, projected and actual:

	Projected Year-to-Date	Actual Year-to-Date
Revenue	12,343,330	13,227,353
Expenditures	12,518,804	12,544,649
Net Income (Deficit)	(175,474)	682,704
Beginning Fund Balance	1,600,000	2,231,455
Current Fund Balance	1,424,526	2,914,159
Ending Cash Balance		4,282,994

The above projected numbers do not include emergency appropriations or unbudgeted revenue. Expenditures, revenues, and fund balances in this report are compiled on the modified accrual basis.



Prepared by:
Brad Posenjak, CPA
 Chief Deputy Auditor
 (509) 667-6655
brad.posenjak@co.chelan.wa.us

Previous monthly financial reports are available at http://www.co.chelan.wa.us/ad/accounting/county_budget.htm

GENERAL FUND - BY CATEGORY

Through May 31, 2012

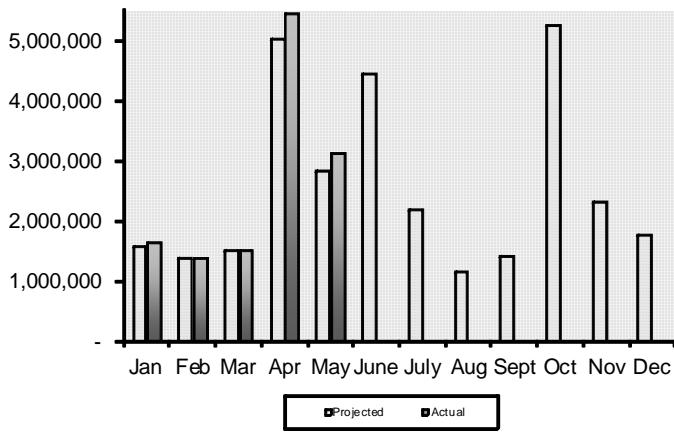
REVENUE	Month-To-Date			Year-To-Date		
	Projected	Actual	Variance	Projected	Actual	Variance
Property Tax	1,767,841	1,635,130	(132,711)	5,730,801	5,847,080	116,279
Sales Tax	400,608	475,036	74,428	1,821,426	1,979,948	158,522
Prop. Tax Penalty & Interest	117,141	284,289	167,148	362,001	659,028	297,027
Building and Planning Fees	84,037	100,458	16,421	349,339	415,616	66,278
PILT	0	0	0	0	0	0
PUD Priviledge Tax	0	0	0	0	0	0
Liquor X & P	0	0	0	49,176	49,042	(134)
Wenatchee Court	14,102	22,868	8,766	62,746	88,123	25,377
Law Enforcement Contracts	24,866	435	(24,431)	1,143,823	1,072,142	(71,681)
Recording Fees	10,659	14,303	3,644	55,948	59,740	3,792
Motor Vehicle Licensing	37,977	39,613	1,636	160,685	161,081	396
Probation Services	19,425	22,044	2,619	106,754	99,234	(7,520)
Interfund Payments	64,233	81,159	16,926	570,160	579,073	8,913
Court Fines	55,102	60,650	5,548	318,472	266,453	(52,019)
Treasury Interest	14,486	1,966	(12,521)	46,477	50,578	4,101
Grants\Entitlements	94,693	183,871	89,178	858,185	870,869	12,684
Other *	123,796	220,061	96,266	707,338	1,029,348	322,010
TOTAL	2,828,964	3,141,881	312,917	12,343,330	13,227,353	884,023

EXPENDITURES	Month-To-Date			Year-To-Date		
	Projected	Actual	Variance	Projected	Actual	Variance
10 - Salaries & Wages	1,209,633	1,200,806	(8,827)	5,898,736	5,819,870	(78,866)
20 - Personnel Benefits	463,364	454,621	(8,744)	2,336,922	2,260,326	(76,596)
30 - Supplies	45,694	44,224	(1,470)	194,017	288,573	94,556
40 - Other Services/Charges	356,874	355,787	(1,087)	1,970,379	2,047,242	76,863
50 - Intergovernmental Svcs	43,784	25,924	(17,860)	169,650	185,643	15,993
90 - Interfund Payments	287,817	295,517	7,700	1,949,100	1,942,996	(6,104)
00 - Reclassifications	0	0	0	0	0	0
TOTAL	2,407,167	2,376,879	(30,288)	12,518,804	12,544,649	25,845

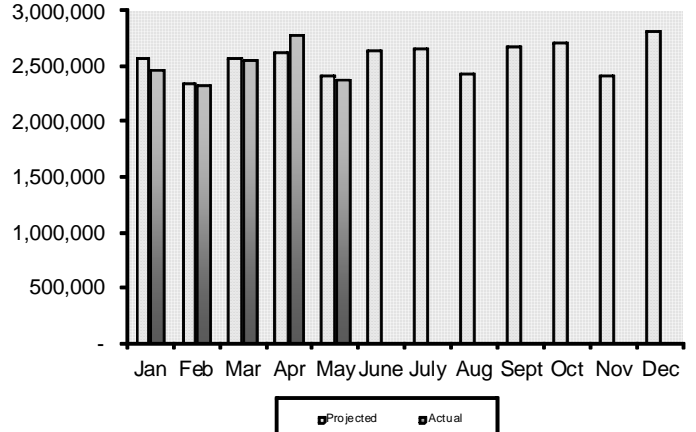
Projected columns are calculated by comparing actuals from the past five years on a monthly basis.
The monthly averages are then applied to the 2012 budget.

* Other revenues include various small fees, grants, and state funds.

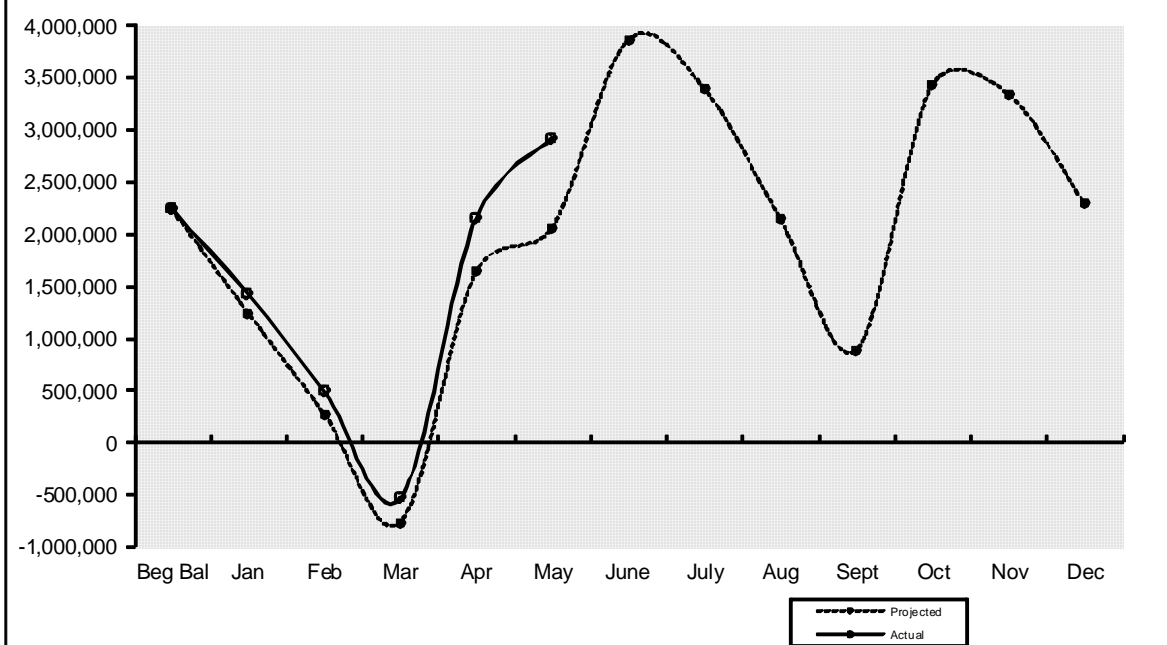
MONTHLY GENERAL FUND REVENUES



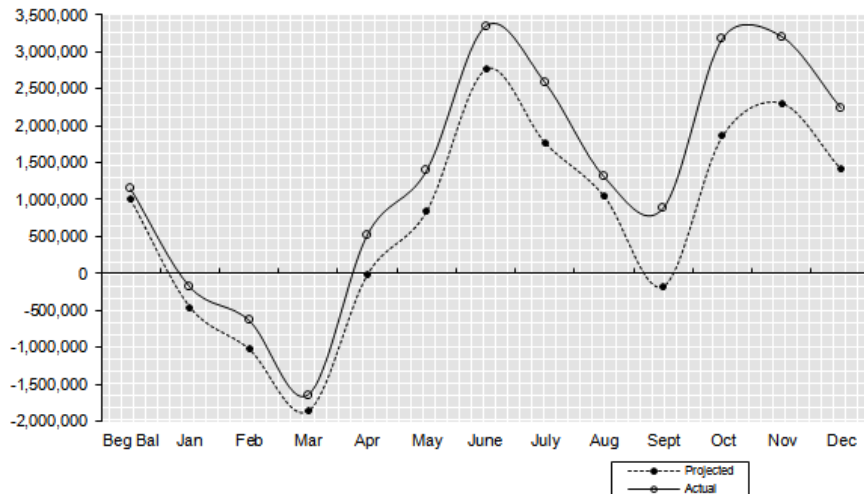
MONTHLY GENERAL FUND EXPENDITURES



2012 GENERAL FUND BALANCE



2011 GENERAL FUND BALANCE



REVENUE

Through May 31, 2012

GENERAL FUND

Dept # / Department	2012 Budget	2012 Actual	Balance	Percent Received
010 Reserve	0	139	(139)	100.0%
010 Assessor	40	4	36	10.9%
015 Auditor	853,967	317,231	536,736	37.1%
020 Community Development	1,011,307	428,561	582,746	42.4%
040 Clerk	786,515	369,874	416,641	47.0%
045 Commissioners	9,153,453	2,524,810	6,628,643	27.6%
050 Coroner	15,000	9,835	5,165	65.6%
052 Information Technology	107,444	50,603	56,841	47.1%
055 Facilities Maintenance	634,294	273,543	360,751	43.1%
065 District Court	1,319,653	440,064	879,589	33.3%
066 District Court Probation	306,529	110,578	195,951	36.1%
075 Extension Services	56,385	11,275	45,110	20.0%
085 Juvenile Services	653,997	231,496	422,501	35.4%
105 Non-Departmental	623,440	385,629	237,811	61.9%
139 Child Support Enforcement	402,638	25,928	376,710	6.4%
140 Prosecuting Attorney	561,841	183,848	377,993	32.7%
145 Sheriff *	2,760,926	1,183,817	1,577,109	42.9%
155 Superior Court System	89,951	46,354	43,597	51.5%
165 Treasurer	1,093,218	786,685	306,533	72.0%
170 Property Taxes	10,572,216	5,847,080	4,725,136	55.3%
TOTALS	31,002,814	13,227,353	17,775,461	42.7%

SPECIFIC FUNDS

Fund	2012 Budget	2012 Actual	Balance	Percent Received
110 County Roads	17,422,317	4,876,170	12,546,147	28.0%
119 Ohme Gardens	206,690	52,743	153,947	25.5%
125 Horticulture	121,758	49,497	72,261	40.7%
128 Noxious Weed	299,951	122,088	177,863	40.7%
180 Natural Resources	3,977,152	239,179	3,737,973	6.0%
405 Wenatchee River Park	242,250	103,059	139,191	42.5%
410 Expo Center	146,162	51,165	94,997	35.0%
411 Fair	173,500	32,438	141,062	18.7%
450 Regional Justice Center	8,179,838	3,534,798	4,645,040	43.2%
510 ER&R	2,855,949	615,179	2,240,770	21.5%
530 Motor Pool	946,724	565,168	381,556	59.7%

* Includes additional revenue budget than what was originally budgeted

EXPENDITURES

Through May 31, 2012

GENERAL FUND

Dept # / Department	2012 Budget	Budget Adjs	2012 Actual	Balance	Percent Expended
010 Assessor	1,107,849	0	424,684	683,165	38.3%
015 Auditor	1,058,166	0	443,468	614,698	41.9%
016 Board of Equalization	7,045	0	1,475	5,570	20.9%
020 Community Development	1,476,894	0	541,879	935,015	36.7%
030 Civil Service Comm	11,097	0	2,726	8,371	24.6%
040 Clerk	1,014,020	0	424,852	589,168	41.9%
045 Commissioners	657,054	0	294,217	362,837	44.8%
050 Coroner	168,850	0	57,967	110,883	34.3%
052 Information Technology	600,422	0	242,998	357,424	40.5%
055 Facilities Maintenance	1,466,271	0	512,212	954,059	34.9%
065 District Court	1,131,163	7,708	444,932	693,939	39.1%
066 District Court Probation	405,227	0	163,602	241,625	40.4%
075 Extension Services	275,735	0	102,598	173,137	37.2%
085 Juvenile Services	2,598,999	0	1,044,831	1,554,168	40.2%
105 Non-Departmental	7,215,183	225,000	3,085,330	4,354,853	41.5%
139 Child Support Enforcement	354,044	0	125,523	228,521	35.5%
140 Prosecuting Attorney	1,792,224	0	740,358	1,051,866	41.3%
145 Sheriff	7,982,690	75,000	3,281,107	4,776,583	40.7%
155 Superior Court System	963,606	0	373,360	590,246	38.7%
165 Treasurer	577,206	0	236,530	340,676	41.0%
TOTALS	30,863,745	307,708	12,544,649	18,626,804	40.2%

SPECIFIC FUNDS

Fund	2012 Budget	Budget Adjs	2012 Actual	Balance	Percent Expended
110 County Roads	17,803,477	0	3,122,926	14,680,551	17.5%
119 Ohme Gardens	227,142	0	75,926	151,216	33.4%
125 Horticulture	134,149	0	37,296	96,853	27.8%
128 Noxious Weed	311,633	0	105,086	206,547	33.7%
180 Natural Resources	3,999,676	0	466,630	3,533,046	11.7%
405 Wenatchee River Park	266,345	0	71,290	195,055	26.8%
410 Expo Center	136,308	0	64,192	72,116	47.1%
411 Fair	172,166	0	5,814	166,352	3.4%
450 Regional Justice Center	8,430,974	0	3,426,119	5,004,855	40.6%
510 ER&R	2,767,380	0	1,400,931	1,366,449	50.6%
530 Motor Pool	948,329	0	243,311	705,018	25.7%

CASH & INVESTMENTS

Fund	March 31, 2012 Cash & Investments	April 30, 2012 Cash & Investments	May 31, 2012 Cash & Investments
010 General	925,548	3,530,150	4,282,994
110 County Roads	3,387,469	5,100,086	5,830,905
119 Ohme Gardens	72,186	64,685	78,570
125 Horticulture Pest & Disease	30,092	41,450	54,505
128 Noxious Weed	8,020	34,979	49,805
140 Cashmere-Dryden Airport	32,482	30,669	32,360
180 Natural Resources	72,148	89,766	41,843
190 Criminal Justice Tax	1,331,001	1,170,460	1,039,368
301 REET 1	1,154,721	1,201,918	1,128,431
405 Wenatchee River Park	58,115	51,797	113,859
410 Expo Center	1,189	544	20,037
411 Fair	14,134	11,460	43,564
450 Regional Justice Center	1,057,631	997,911	972,031
510 ER&R	1,707,497	1,460,665	1,448,753
526 Health Insurance	240,256	230,620	246,835
Motor Pool	279,719	394,700	354,484
535 Unemployment Comp	107,319	119,740	92,587
540 Tort Claims & Insurance	22,424	296,076	283,567

Accounts Receivable Outstanding Older than 30 days

Auditor

010015-01237	4/16/2010	North Meridian Title & Escrow	3,132.00
010015-01242	5/7/2010	North Meridian Title & Escrow	4,410.00
010015-01252	5/19/2010	North Meridian Title & Escrow	5,889.00
010015-01256	6/2/2010	North Meridian Title & Escrow	5,216.00
010015-01266	6/21/2010	North Meridian Title & Escrow	5,265.00
010015-01270	7/1/2010	North Meridian Title & Escrow	7,446.00
010015-01281	7/19/2010	North Meridian Title & Escrow	3,019.00

Community Development

010020-00130	10/3/2011	Chelan Co Natural Resources	380.53
--------------	-----------	-----------------------------	--------

Sheriff

010145-00992	3/26/2012	Forest Title III	1,050.00
010145-00996	4/4/2012	WASPC	22,789.62
010145-01000	4/9/2012	City of Leavenworth	0.02

Public Works

110001-00514	4/27/2012	WA St Dept of Transportation	7,305.26
110001-00515	4/27/2012	WA St Dept of Transportation	4,150.76
110001-00516	4/27/2012	WA St Dept of Transportation	6,943.55
110001-00517	4/27/2012	WA St Dept of Transportation	88,519.29
401001-01934	4/11/2012	Mason Roofing & Construction	115.00
401001-01936	4/11/2012	Pinckney Construction	149.12
401001-01937	4/11/2012	Precise Carpeting & Painting	28.00
401001-01945	4/27/2012	Chelan County Solid Waste	39.84

Parent Education

136001-00022	3/6/2012	Council for Children/Families	34.97
--------------	----------	-------------------------------	-------

Community Services & Housing

163001-00014	10/7/2010	DCTED - OCD - Housing Div	22,727.95
--------------	-----------	---------------------------	-----------

Natural Resources

180001-00708	12/31/2011	WA St Dept of Ecology	9,191.01
180001-00713	12/31/2011	National Fish & Wildlife Found	2,022.12
180001-00714	12/31/2011	National Fish & Wildlife Found	18,641.10
180001-00717	12/31/2011	WA St Dept of Ecology	16,769.66
180001-00719	12/31/2011	WA St Dept of Ecology	0.14
180001-00720	12/31/2011	Emergency Management WA	1,136.31

Regional Justice Center

450001-01865	05/24/2011	DHS/ICE	147.00
450001-01876	06/06/2011	DHS/ICE	367.50
450001-01909	07/05/2011	DHS/ICE	955.50
450001-01941	08/02/2011	DHS/ICE	294.00
450001-01944	08/02/2011	Score	2,730.00
450001-01973	09/05/2011	DHS/ICE	441.00
450001-02014	10/04/2011	DHS/ICE	220.50
450001-02052	11/02/2011	DHS/ICE	1,617.00
450001-02083	12/05/2011	DHS/ICE	588.00
450001-02114	12/31/2011	DHS/ICE	661.50
450001-02142	02/02/2012	DHS/ICE	882.00
450001-02197	04/09/2012	DHS/ICE	441.00
450001-02214	04/25/2012	Department of Corrections	159.49

Health Insurance

526001-00003	12/31/2010	Daryl Mathena	241.03
526001-00004	3/8/2011	Daryl Mathena	458.78

If any of these outstanding receivables have been paid, will not be paid, or need adjustment,
please contact the Chelan County Auditor's Accounting Office.